

# Logging in to Oncourse Connect

## For Students, Parents and Guardians

The OnCourse Connect portal allows parents, guardians and students to view grades, attendance, homework, and other information online.

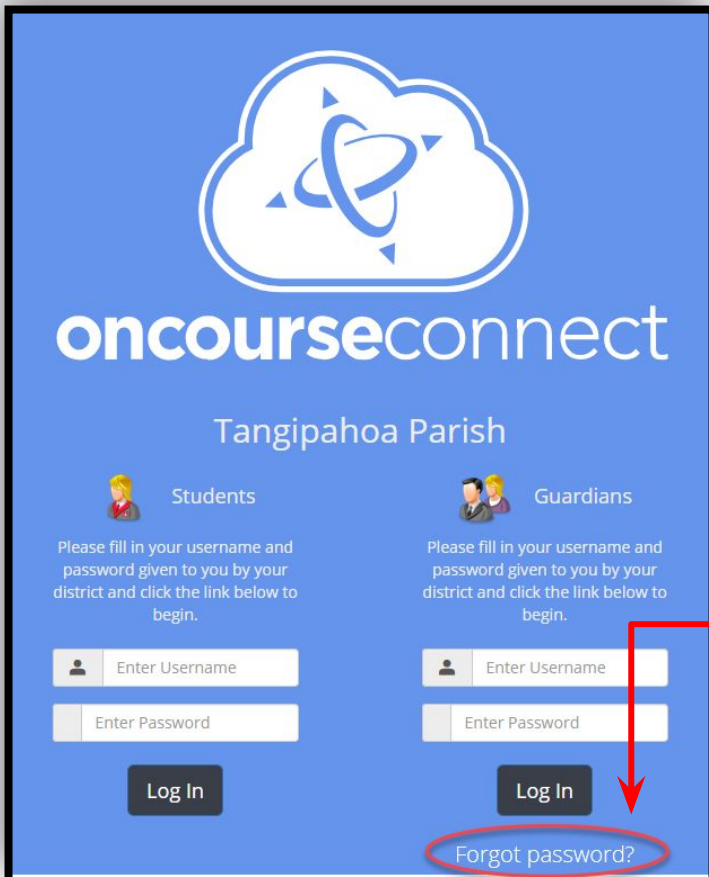
**\*\*If you have not received login information for your parent account, please contact your child's school.\*\***

*It is best to use the Chrome browser when accessing OnCourse Connect.*

1. Go to [www.tangischools.org](http://www.tangischools.org)
2. Scroll down and on the left side of the screen click on **Oncourse Connect**



3. Parents/Guardians: Using your Username and Password given by your school, log into the side that is labeled **Guardians**, then click **Log In**.



If you forgot your username, contact the school office.

If you forgot your password, click the "Forgot Password?" link on the login screen.

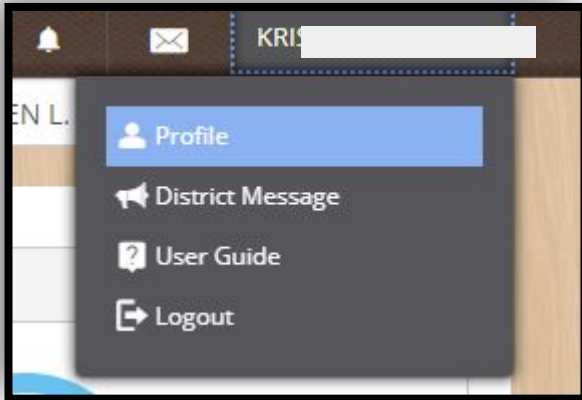
Accessing the site from a mobile device?

Open the internet browser app and navigate to [www.tangischools.org](http://www.tangischools.org)

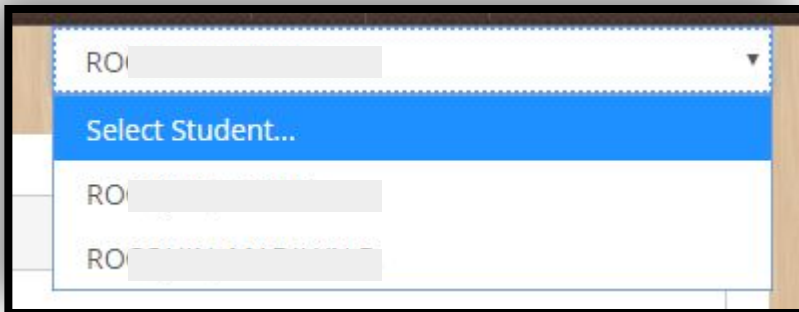
Scroll down to see the student and parent links.

Bookmark the page for easy access!

4. Once you are logged in, click on **Your Name** at the top right-hand corner and then **Profile** to change your **Password**. Don't forget to click **Save**. Choose a password that is familiar to you and write it down in a secure location, so that you can remember it.



5. If you have more than one child in a school, click the down pointing arrow to select the child you wish to view.



6. By default, you are on the **Dashboard** Tab. Make sure to scroll down to see all information located on this tab. Click through the other tabs to find more information. Remember, anything **BLUE** is a link which means you can click on it to get more information.

