


# Pattern Block Fractions

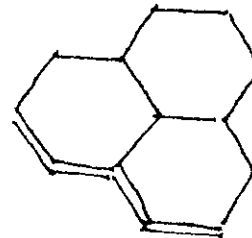
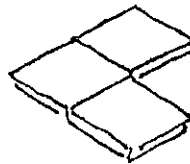
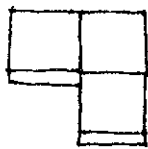
**1**

Use the pattern blocks to make as many shapes as you can that have 2 equal parts (halves).



**2**

Make as many shapes as you can that have 3 equal parts (thirds).



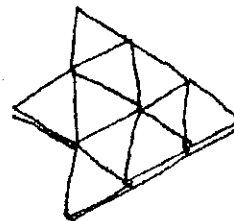
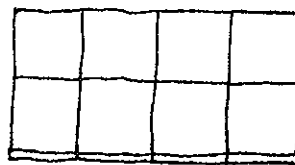
**3**

Make as many shapes as you can that have 4 equal parts (fourths).



**4**

Make shapes to show these other fractions: fifths, eighths, and tenths. Show them to a classmate.



**Challenge**

Trace around the pattern blocks from steps 1-4 on construction paper. Label each fractional part.

# Pattern Blocks

