













# Technology-Connected Lesson Plan

<b>Title:</b>	<b>What Can We Discover About Louisiana?</b>
<b>Grade Levels:</b>	K-6
<b>Curriculum Areas:</b>	<ul style="list-style-type: none"> <li> Language Arts</li> <li> Social Studies</li> </ul>
<b>Common Core Anchor Standards:</b>	<p> <b>Reading:</b></p> <p>1. Read closely to determine what the text says explicitly and to make logical inferences from it; cite specific textual evidence when writing or speaking to support conclusions drawn from the text.</p> <p>7. Integrate and evaluate content presented in diverse media and formats, including visually and quantitatively, as well as in words.</p> <p> <b>Writing:</b></p> <p>3. Write narratives to develop real or imagined experiences or events using effective technique, well-chosen details, and well-structured event sequences.</p> <p>5. Develop and strengthen writing as needed by planning, revising, editing, rewriting, or trying a new approach.</p> <p>6. Use technology, including the Internet, to produce and publish writing and to interact and collaborate with others.</p> <p> <b>Speaking and Listening:</b></p> <p>5. Make strategic use of digital media and visual displays of data to express information and enhance understanding of presentations.</p> <p> <b>Language:</b></p> <p>1. Demonstrate command of the conventions of standard English grammar and usage when writing or speaking.</p> <p>2. Demonstrate command of the conventions of standard English capitalization, punctuation, and spelling when writing.</p>
<b>Lesson Objectives/ LA Content Standards:</b>	<ul style="list-style-type: none"> <li> SS G-1A-E1 Identifying and describing the characteristics and uses of geographic representations, such as maps, globes, graphs, diagrams, photographs, and satellite-produced images.</li> <li> SS G-1A-E2 Locating and interpreting geographic features and places on maps and globes.</li> </ul>
<b>NIET/TAP Rubric</b>	<ul style="list-style-type: none"> <li> <u>Motivating Students:</u> The teacher sometimes develops learning experiences where inquiry, curiosity, and exploration are valued.</li> <li> <u>Presenting Instructional Content:</u> Visuals that establish the purpose of the lesson, preview the organization of the lesson, and include internal summaries of the lesson. Examples, illustrations, analogies, and labels for new concepts and ideas.</li> </ul>

	<ul style="list-style-type: none"> <li>📖 <u>Questioning</u>: Questions are purposeful and coherent.</li> <li>📖 <u>Academic Feedback</u>: Feedback is sometimes used to monitor and adjust instruction.</li>   <li>📖 <u>Thinking</u>: Generate a variety of ideas and alternatives. <ul style="list-style-type: none"> <li>• Analytical Thinking -participants analyze, compare and contrast, and evaluate and explain information.</li> <li>• Practical Thinking - participants use, apply, and implement what they learn in real-life scenarios.</li> <li>• Creative Thinking - participants create, design, imagine, and suppose.</li> </ul> </li> <li>📖 <u>Problem Solving</u>: <ul style="list-style-type: none"> <li>-Identifying Relevant/Irrelevant Information</li> <li>-generating ideas</li> <li>-creating and designing</li> </ul> </li> <li>📖 <u>Activities and Materials</u>: <ul style="list-style-type: none"> <li>-support the lesson objective</li> <li>-are challenging</li> <li>-elicit a variety of thinking</li> <li>-relevant to participants lives</li> <li>-incorporate multimedia and technology</li> <li>-incorporate resources beyond the school curriculum text</li> </ul> </li> </ul>
Technology Connection:	<ul style="list-style-type: none"> <li>📖 Discovering Louisiana - Discovery Ed</li> <li>📖 Inspiration or Kidspiration</li> <li>📖 Kid Works Deluxe</li> <li>📖 Kid Pix</li> <li>📖 World Wide Web</li> </ul>
Assessment:	<ul style="list-style-type: none"> <li>📖 Rubric to assess writing objectives</li> </ul>
Procedures:	<ul style="list-style-type: none"> <li>📖 Complete a KWL chart on the wall with information the students know about Louisiana.</li> <li>📖 Introduce unit to whole group with <i>Louisiana Office of Tourism</i> video, Gallopade's <i>Louisiana Activities CD or Discovering Louisiana</i>, books and printed materials, or other general sources for the overview of the state.</li> <li>📖 Students locate Louisiana on printed map, identify compass points, and identify neighboring states. Mark and label all.</li> <li>📖 Students use Fact-Gathering Sheet to list three facts about Louisiana, based upon what we heard and saw.</li> <li>📖 Use <i>Inspiration or Kidspiration</i> with the whole group to make a mind map of facts we gathered about Louisiana.</li> <li>📖 Use other software and the World Wide Web to gather more information about Louisiana on the Fishing for Facts Scavenger Hunt activity.</li> <li>📖 Students use <i>Inspiration or Kidspiration</i> to organize information about Louisiana.</li> <li>📖 Students will list Louisiana nouns as part of the prewriting phase of the writing process. They will use this list to write sentences and paragraphs. They may dictate the sentences in a synergized writing exercise.</li> <li>📖 Students will complete the writing process - write a rough draft, share</li> </ul>

	<p>with a friend, revise and edit. Have finished copy to take to the computer to publish.</p> <ul style="list-style-type: none"> <li>🖨 Students will publish on the computer using Kid Works Deluxe software.</li> <li>🖨 Students will trace outline maps of Louisiana from transparencies taped to the computer screen, into Kid Pix. Locate the capital. Use stamps to locate other areas, agricultural information, geo-political figures, or other details.</li> </ul>
<p><b>Materials:</b></p>	<ul style="list-style-type: none"> <li>🖨 Technology resources listed above</li> <li>🖨 Scan converter for whole group instruction using TV</li> <li>🖨 Fact-gathering sheet</li> <li>🖨 Fishing for Facts answer sheet</li> <li>🖨 Noun sheet</li> <li>🖨 Kid Works Storyboard Guide</li> <li>🖨 Self-check sheet</li> <li>🖨 Louisiana author's chair</li> <li>🖨 Writing process poster</li> <li>🖨 Black line map of Louisiana</li> <li>🖨 Transparency film, tape, and sharpies</li> <li>🖨 Books, pamphlets, web sites and other Louisiana resources</li> </ul>