






Technology-Connected Lesson Plan

Title:	Let's Talk Turkey
Grade Levels:	K-4
Curriculum Areas:	<ul style="list-style-type: none"> ☞ Social Studies/Holiday Art
Measurable Objectives:	<ul style="list-style-type: none"> ☞ TSW become knowledgeable of Thanksgiving and the traditions and people associated with the holiday. ☞ TSW use Kid Pix to create a hand turkey.
LA Content Standards/GLE's:	<ul style="list-style-type: none"> ☞ <u>SOC.K.20 Identify customs associated with national holidays</u> ☞ <u>SOC.K-4.H-1B-E1 describing and comparing family life in the present and the past</u>
Technology Standards:	<ul style="list-style-type: none"> ☞ Identify, explain, and effectively use input, output and storage devices of computers and other technologies (e.g., keyboard, mouse, scanner, adaptive devices, monitor, printer floppy disk, hard drive). (5,6) ☞ Use technology tools (e.g., publishing, multimedia tools, and word processing software) for individual and for simple collaborative writing, communication, and publishing activities for a variety of audiences. (1,3)
Technology Connection:	<ul style="list-style-type: none"> ☞ Flex Cam, United Streaming Video William Bradford: First Thanksgiving http://streaming.discoveryeducation.com/search/assetDetail.cfm?guidAssetID=10D9AAAE-6073-4D21-91C4-9A1804751D35 ; Kid Pix 4
Procedures:	<ul style="list-style-type: none"> ☞ Modeling: TTW use books and a flex cam to show students pictures of Thanksgiving celebrations and discuss some facts and people associated with the holiday. TTW play a United Streaming video entitled The First Thanksgiving to make students more knowledgeable of the holiday. ☞ Guided Practice: TTW lead a discussion about Thanksgiving traditions, such as eating turkey with family. TTW draw a circle map on the board and enter student responses. ☞ Modeling: TTW demonstrate how to use the mouse and drawing tools in Kid Pix to create a hand turkey. ☞ Independent Practice: TSW use Kid Pix to create and decorate a hand turkey. ☞ Review: TTW review traditions associated with Thanksgiving by using the flex cam to show hand turkeys or create a Kid Pix slide show of the hand turkeys. As a students' hand turkey is shown the student must give one Thanksgiving fact or tradition. ☞ Closure: TTW display hand turkeys made by the students.
Materials:	<ul style="list-style-type: none"> ☞ Thanksgiving Books, Flex Cam, Computer presentation station, United Streaming Video, computer lab or rotating computer station, Kid Pix software

Assessment:	 TO, SP, completed Kid Pix project
Teacher's Name:	 Dina Spears/School Tech
School:	 Midway Elementary School