







# Technology-Connected Lesson Plan

<b>Title:</b>	<b>Mardi Gras Scavenger Hunt</b>
Grade Levels:	5-8
Curriculum Areas:	<input type="checkbox"/> Social Studies
Measurable Objectives:	<input type="checkbox"/> <b>Lesson Objectives:</b> <input type="checkbox"/> TSW utilize available technology to create, produce, and publish a variety of works. <input type="checkbox"/> TSW complete a Mardi Gras Scavenger Hunt by researching the Internet. <input type="checkbox"/> TSW create a Mardi Gras Greeting Card.
LA Content Standards:	<input type="checkbox"/> G-1B-M4 Describing and explaining how personal interests, culture, and technology affect people's perceptions and uses of places and regions. (1, 2, 3, 4) <input type="checkbox"/> G-1C-M5 Tracing local and worldwide patterns of cultural diffusion and analyzing their causes and effects. <input type="checkbox"/> H-1D-M5 Tracing the development and growth of Louisiana's economy throughout history. <input type="checkbox"/> H-1D-M6 Examining folklore and describing how cultural elements have shaped our state and local heritage. (1, 3, 4)
Grade Level Expectations (GLE)	<ul style="list-style-type: none"> <li>• Evaluate media for various purposes, including: effectiveness of organization and presentation usefulness and relevance of information</li> <li>• Use word processing and/or other technology to draft, revise, and publish a variety of works, including compositions and reports</li> <li>• Explain ways in which goals, cultures, interests, inventions, and technological advances have affected perceptions and uses of places or regions in Louisiana.</li> <li>• Describe the causes and effects of cultural diffusion and the effects of cultural diversity in Louisiana.</li> <li>• Trace the state's economic development and growth toward economic diversity (e.g., fur, trade, tourism, technology)</li> </ul>

	<ul style="list-style-type: none"> <li>• Explain cultural elements that have shaped Louisiana's heritage (e.g., festivals, music, dance, food, languages)</li> </ul>
<p>K12 Educational Technology Standards:</p>	<p> <b>Technology Guidelines:</b></p> <ul style="list-style-type: none"> <li>• Technology Communication Tools</li> <li>• Technology Productivity Tools</li> <li>• Technology Research Tools</li> <li>• Basic Operations and Concepts</li> </ul> <p> <b>Technology Performance Indicators</b></p> <ul style="list-style-type: none"> <li>• Identify, explain, and effectively use input, output and storage devices of computers and other technologies (e.g., keyboard, mouse, scanner, adaptive devices, monitor, printer floppy disk, hard drive).</li> <li>• Use accurate and developmentally appropriate terminology (e.g., cursor, software, hardware, pull down menu, window, disk drive, hard drive, CD-ROM, laser disc) when referring to technology.</li> <li>• Use a variety of developmentally appropriate resources and productivity tools (e.g., logical thinking programs, writing and graphic tools, digital cameras, graphing software) for communication, presentation, and illustration of thoughts, ideas, and stories (e.g., signs, posters, banners, charts, journals, newsletters, and multimedia presentation.)</li> </ul> <p> Use technology tools (e.g., publishing, multimedia tools, and word processing software) for individual and for simple collaborative writing, communication, and publishing activities for a variety of audiences. (1,3)</p>
<p>Technology Connection:</p>	<p> Mardi Gras Scavenger Hunt, Internet, scan converter, TV</p>
<p>Procedures:</p>	<p><b>Introduction:</b></p> <ol style="list-style-type: none"> <li>1. TTW introduce the lesson by showing a United Streaming Video on Mardi Gras. The students will discuss the video.</li> </ol> <p><b>Procedures:</b></p> <ol style="list-style-type: none"> <li>2. TTW review how to use a scavenger hunt with the students. TSW receive a hard copy of the scavenger hunt to write their answers on.</li> </ol>

	<p>3. TSW complete the scavenger hunt.</p> <p>4. TSW create and send an on-line Mardi Gras Greeting Card by going to <a href="http://www.holidays.net/mardigras/cards.htm">www.holidays.net/mardigras/cards.htm</a>.</p> <p><b>Closure:</b></p> <p>5. TSW discuss their answers to the scavenger hunt. TSW explain how they located the answers on the Internet.</p>
Materials:	<p>🖥 Scavenger hunt, pencil, Internet, computers, United Streaming Video</p>
Assessment:	<p>🖥 completed Scavenger Hunts and Greeting Card, teacher observation</p>
Teacher's Name:	<p>🖥 Melissa M. Ryan</p>
School:	<p>🖥 Loranger Middle, West Side Middle</p>