






Colonial Research Fun

-  Use one print resource or one reference resource from the library, and at least one electronic resource to become an expert on your colony.
-  Open Internet Explorer and go to this website: <http://trackstar.hprtec.org>
-  Input the Track ID - **27007** and click **Go**.
-  Click View in frames. You may use any of the websites, but we suggest **13 Colonies**. The link takes you to the new site.
-  Research one of the original 13 colonies assigned to you by your teacher: _____

As you research your colony, answer these questions to help you get a true picture of how your colony began and what it was like in the 1700s.

1. Who started your colony?


2. Why was it founded?

3. What group of people came to your colony?

4. How did the settlers make a living?

5. Who were some famous people from your colony, and why were they important?

6. Were there any important events that happened in your colony from its founding to 1775?

-  Use the answers you found and create a colonial newspaper or travel brochure. Use your imagination to make your newspaper or travel brochure fun and informative! Use some of the old maps available. Cite your sources.