



















# Technology-Connected Lesson Plan

<b>Title:</b>	<b>Techno Travel</b>
Grade Levels:	3-5
Curriculum Areas:	🖥️ Social Studies, Technology
Lesson Objectives:	<p>🖥️ The learner will use the internet to gather information about a U.S. city that they would like to visit.</p> <p>🖥️ The learner will create and present a report and PowerPoint presentation about the city of their choice.</p>
La. Content Standards:	<p><b>G-1B-E2</b> identifying and describing the human characteristics of places, including population distributions and culture; (1, 3, 4)</p> <p><b>G-1D-E1</b> identifying and explaining ways in which people depend upon and modify the physical environment; (1, 2, 3, 4)</p> <p><b>ELA-2-M3</b> applying the steps of the writing process; (1, 4)</p> <p><b>ELA-3-E2</b> demonstrating use of punctuation (e.g., comma, apostrophe, period, question mark, exclamation mark), capitalization, and abbreviations in final drafts of writing assignments; (1, 4)</p> <p><b>ELA-4-E4</b> giving rehearsed and unrehearsed presentations; (1, 4)</p> <p><b>ELA-4-M1</b> speaking intelligibly, using standard English pronunciation and diction; (1, 4)</p> <p><b>ELA-5-M4</b> speaking and listening for a variety of audiences (e.g., classroom, real-life, workplace) and purposes (e.g., awareness, concentration, enjoyment, information, problem solving); (1, 2, 4, 5)</p> <p><b>ELA-5-M4</b> using available technology to produce, revise, and publish a variety of works; (1, 3, 4)</p>
Technology Guidelines:	<p><b>1. Technology Communication Tools (<i>Communication Foundation Skill</i>)</b> Students use telecommunications to collaborate, publish, and interact with peers, experts and other audiences.</p> <p><b>3. Technology Productivity Tools (<i>Resource Access and Utilization Foundation Skill</i>)</b> Students use technology tools to enhance learning, increase productivity, and promote creativity.</p> <p><b>4. Technology Research Tools (<i>Linking and Generating Knowledge Foundation Skill</i>)</b> Students use appropriate technology to locate, evaluate, and collect information from a variety of sources.</p> <p><b>6. Basic Operations and Concepts</b> Students demonstrate a sound understanding of the nature and</p>

	operation of technology systems. Students are proficient in the use of technology.
Technology Connection:	<p><b>Several recommended search engines for students:</b></p> <ul style="list-style-type: none"> <li> <a href="http://www.yahooligans.com">www.yahooligans.com</a></li> <li> <a href="http://www.aolatschool.com">www.aolatschool.com</a></li> <li> <a href="http://www.onekey.com">www.onekey.com</a></li> </ul> <p><b>Worldbook Online</b></p> <ul style="list-style-type: none"> <li> <a href="http://www.worldbookonline.com">www.worldbookonline.com</a></li> </ul>
Procedures:	<ul style="list-style-type: none"> <li> The teacher will explain that we will be 'traveling' and learning about various cities in the United States.</li> <li> Display pictures, brochures, etc. about New Orleans.</li> <li> Explain that although many of them have been to N.O., there are probably many things that they do not know about this city.</li> <li> Present a previously prepared 'New Orleans' PowerPoint.</li> <li> Call on students to name cities that they would like to visit.</li> <li> Create a list/chart with the names of some of the major cities that have been named. (Add major cities that students may not have thought of.)</li> <li> Have students select a city that they will research.</li> <li> Students will spend several class periods working in the lab on their projects. (If a lab is not available, students may rotate to classroom computers or the project could be modified to pair/groups of students.)</li> </ul>
Assessment:	 Presentation of completed project
Materials:	 Books/materials about various Major U.S. cities
Teacher's Name:	 Margie Penton
School:	 Hammond Westside Primary/Upper