

















Technology-Connected Lesson Plan

Title:	Mother's Day Acrostic Poems
Grade Levels:	☞ 2-3
Curriculum Areas:	☞ Language Arts
Measurable Objectives:	<ul style="list-style-type: none"> ☞ TSW use a dictionary to locate other appropriate words for the poem. ☞ TSW write an Acrostic poem for their mother for Mother's Day.
LA Comprehensive Curriculum:	<ul style="list-style-type: none"> ☞ Grade 2: Unit 5, Activity 8: Publish and Present (GLEs: 23f, 24d, 26b) ☞ Grade 3: Unit 5: Activity 12: Time to Publish (GLEs: 28, 32d, 33a, 33b, 33c, 34, 36)
Grade Level Expectations: (GLEs)	<p>Grade 2:</p> <ul style="list-style-type: none"> ☞ Develop compositions of one or more paragraphs using writing processes such as creating a final draft for possible publication (ELA-2-E3) ☞ Develop grade-appropriate compositions including informational descriptions with some detail (ELA-2-E4) ☞ Write for various purposes, including informal writing, including messages, journals, notes, and poems (ELA-2-E6) <p>Grade 3:</p> <ul style="list-style-type: none"> ☞ Write legibly in cursive or printed form, using standard margins and demonstrating appropriate spacing of letters, words, sentences, and paragraphs (ELA-3-E1) ☞ Apply knowledge of parts of speech in writing, including identifying and using irregular plural nouns correctly (ELA-3-E4) ☞ Spell grade-appropriate words, including multisyllabic words made up of both base words and roots and common prefixes and suffixes (ELA-3-E5) ☞ Spell grade-appropriate words, including compound words (ELA-3-E5) ☞ Spell grade-appropriate words, including common homophones (ELA-3-E5)

	<ul style="list-style-type: none">  Follow common spelling generalizations, including <i>qu</i>, consonant doubling, and changing <i>-y</i> to <i>-i</i> (ELA-3-E5)  Use a variety of resources, including online and print dictionaries and spell checkers to check spelling (ELA-3-E5)
K-12 Educational Technology Standards:	<ol style="list-style-type: none"> 1. Technology Research Tools (<i>Linking and Generating Knowledge Foundation Skill</i>) <ul style="list-style-type: none"> ◆ Students use appropriate technology to locate, evaluate, and collect information from a variety of sources. ◆ Students use technology tools to process data and report results. ◆ Students evaluate and select new information resources and technological innovations based on the appropriateness to specific tasks. 2. Social, Ethical, and Human Issues (<i>Citizenship Foundation Skill</i>) <ul style="list-style-type: none"> ◆ Students understand the ethical, cultural, and societal issues related to technology. ◆ Students practice responsible use of technology systems, information, and software. ◆ Students develop positive attitudes toward technology uses that support lifelong learning, collaboration, personal pursuits, and productivity. 3. Basic Operations and Concepts <ul style="list-style-type: none"> ◆ Students demonstrate a sound understanding of the nature and operation of technology systems. ◆ Students are proficient in the use of technology. 4. Technology Productivity Tools (<i>Resource Access and Utilization Foundation Skill</i>) <ul style="list-style-type: none"> ◆ Students use technology tools to enhance learning, increase productivity, and promote creativity. ◆ Students use productivity tools to work collaboratively in developing technology-rich, authentic, student-centered products.
Technology Connection:	<ul style="list-style-type: none">  Word  Clip Art
Assessment:	 Completed Mother's Day Poem
Procedures:	<ul style="list-style-type: none">  TTW review the students an acrostic poem and explained how it is written.  TSW then choose the word "mother" or their mother's name or another appropriate word for their acrostic.  The students will use the dictionaries to help them find appropriate words for their acrostic.  After conferencing, the students will type their acrostics on the computer using the keyboard and Microsoft word. They will find a picture on the clip art and insert it with their poem.  These will be printed on card stock paper, laminated, and made into bookmarks for their mothers.  The students punched a hole at the top and made a tassle for their bookmarks

Materials:	 Paper and Pencil  Printer
Teacher's Name:	 Melanie A. Johnston
School:	 Independence Elem./Loranger Elem.