














Technology-Connected Lesson Plan

Title:	Mother's Day Flowers!
Grade Levels:	2-4
Curriculum Areas:	<ul style="list-style-type: none">  Technology  Language Arts
Measurable Objectives:	<ul style="list-style-type: none">  TSW complete a circle map describing why they love their mothers.  TSW use flower template to type the ways they love their mothers.  TSW insert a digital picture into the center of the flower.
LA Content Standards Grade Level Expectations	<p>Standard Two: Students write competently for a variety of purposes and audiences.</p> <ul style="list-style-type: none">  ELA-2-E1 Drawing, dictating and writing compositions that clearly state or imply a central idea with supporting details in a logical, sequential order (beginning, middle, end)
Technology Standards:	<p>Technology Productivity Tools (<i>Resource Access and Utilization Foundation Skill</i>)</p> <ul style="list-style-type: none"> .. Students use technology tools to enhance learning, increase productivity, and promote creativity. .. Students use productivity tools to work collaboratively in developing technology-rich, authentic, student-centered products. <p>Basic Operations and Concepts</p> <ul style="list-style-type: none"> .. Students demonstrate a sound understanding of the nature and operation of technology systems.
Technology Connection:	<ul style="list-style-type: none">  <i>Computer/TV/Scan Converter</i>  <i>Microsoft Word Template</i>  <i>Digital Camera</i>  <i>Printer</i>
Procedures:	<ul style="list-style-type: none">  TTW begin the lesson by drawing a circle map on the board. TSW help the teacher complete the map with reasons why they love their mothers.

	<ul style="list-style-type: none"> 🖨️ TSW follow the teacher's directions to open the Mother's Day Flower template. 🖨️ TSW type the reasons why they love their mothers from the circle map in the petals of flower. 🖨️ TSW complete the flower by adding their digital picture into the center of the flower. 🖨️ TTW direct the students to the TV/Scan Convert/ Computer to display the proper way to insert their pictures. 🖨️ After pictures are inserted, TSW print their flowers to give to their mothers.
Materials:	<ul style="list-style-type: none"> 🖨️ Computer 🖨️ MS Word Template 🖨️ Printer 🖨️ Board and markers 🖨️ Digital camera
Assessment:	<ul style="list-style-type: none"> 🖨️ Observation 🖨️ TS printed flowers 🖨️ Completed circle maps.
Teacher's Name:	🖨️ Melanie A. Johnston
School:	🖨️ Independence Elem. and Loranger Elem.