












Technology-Connected Lesson Plan

Title:	Happy Mardi Gras!
Grade Levels:	☞ Kindergarten - 4th
Curriculum Areas:	☞ Social Studies ☞ Language Arts ☞ Technology
Measurable Objectives:	☞ TSW learn about Mardi Gras through a teacher created PowerPoint. ☞ TSW create Mardi Gras mask using KidPix 4. ☞ TSW complete a teacher created Mardi Gras scavenger hunt.
LA Comprehensive Curriculum:	<ul style="list-style-type: none"> ☐ Kindergarten, Unit 4, Children Just Like Me, Activity 6: Holidays (GLE: 20) ☐ 1st Grade, Unit 1, My School, It's Location, Activity 13: What Is Culture? (GLEs: 8, 11) ☐ 2nd Grade, Unit 6, The World and Local Culture and Customs, Activity 5: National Holidays (GLEs: 27, 45, 52) ☐ 3rd Grade, Unit 3, Louisiana History and It's People, Activity 2: Louisiana Culture Boxes (GLE: 16) ☐ 4th Grade, Unit 3, Movement of People, Activity 5: Cultural Diffusion (GLEs: 51, 55, 56)
Grade Level Expectations: (GLEs)	<p>Kindergarten</p> <p>20. Identify customs associated with national holidays (H-1C-E1)</p> <p>1st Grade</p> <p>8. Identify English as the major language of the United States and recognize that there are secondary languages in some areas of the country (G-1B-E4)</p> <p>11. Identify and compare basic elements of culture (e.g., food, music, celebrations) (G-1C-E4)</p> <p>2nd Grade</p> <p>27. Explain the significance of national holidays and the achievements of the people associated with them (C-1D-E4)</p> <p>45. Develop a personal timeline (H-1A-E1)</p> <p>52. Explain the customs related to important holidays and ceremonies in various countries around the world in the past (H-</p>

	<p>1D-E1) 3rd Grade 16. Identify and compare customs, celebrations, and traditions of various cultural groups in Louisiana (G-1C-E4) 4th Grade 51. Compare how a person today might view an issue or event differently from a person living in an earlier time (H-1A-E2) 55. Describe beliefs, customs, and traditions of family life in the past and present (H-1B-E1) 56. Identify and describe major early explorers and explorations in North America (H-1C-E1)</p>
K-12 Educational Technology Standards:	<p>1. Technology Research Tools (<i>Linking and Generating Knowledge Foundation Skill</i>)</p> <ul style="list-style-type: none"> ◆ Students use appropriate technology to locate, evaluate, and collect information from a variety of sources. ◆ Students use technology tools to process data and report results. ◆ Students evaluate and select new information resources and technological innovations based on the appropriateness to specific tasks. <p>2. Social, Ethical, and Human Issues (<i>Citizenship Foundation Skill</i>)</p> <ul style="list-style-type: none"> ◆ Students understand the ethical, cultural, and societal issues related to technology. ◆ Students practice responsible use of technology systems, information, and software. ◆ Students develop positive attitudes toward technology uses that support lifelong learning, collaboration, personal pursuits, and productivity. <p>3. Basic Operations and Concepts</p> <ul style="list-style-type: none"> ◆ Students demonstrate a sound understanding of the nature and operation of technology systems. ◆ Students are proficient in the use of technology. <p>4. Technology Productivity Tools (<i>Resource Access and Utilization Foundation Skill</i>)</p> <ul style="list-style-type: none"> ◆ Students use technology tools to enhance learning, increase productivity, and promote creativity. ◆ Students use productivity tools to work collaboratively in developing technology-rich, authentic, student-centered products.
Technology Connection:	<ul style="list-style-type: none">  TV/Computer/Scan Converter  Internet  PowerPoint  Scavenger hunt  KidPix 4
Assessment:	<ul style="list-style-type: none">  Teacher observation  Student's completed scavenger hunt.  Student's completed masks.
Procedures:	<ul style="list-style-type: none">  TTW introduce the lesson by asking the students to name everything they know about Mardi Gras. TTW write the

	<p>information on a Circle Map drawn on the board. Then TSW view a teacher created PowerPoint presentation on Mardi Gras.</p> <ul style="list-style-type: none"> 🖥️ After viewing the presentation, K-2 students will create a Mardi Gras mask using KidPix 4 and a template created by the teacher. 🖥️ 3rd and 4th grade students will complete the teacher created Mardi Gras scavenger hunt. TSW write their answers on a handout provided by the teacher. 🖥️ TTW review the answers to the scavenger hunt. 🖥️ K-2 students will paste their masks onto construction paper, and will tie string onto the mask. TTW take a digital picture of the students wearing their Mardi Gras Masks.
Materials:	<ul style="list-style-type: none"> 🖥️ Scavenger hunt handouts 🖥️ Pencil and paper
Teacher's Name:	🖥️ Melanie A. Johnston
School:	🖥️ Independence Elem./Loranger Elem.