











# Technology-Connected Lesson Plan

<b>Title:</b>	<b>Mardi Gras Quilt</b>
Grade Levels:	5-8
Curriculum Areas:	🖥️ Social Studies
Measurable Objectives:	<p>🖥️ <b>Lesson Objectives:</b></p> <p>🖥️ TSW utilize available technology to create, produce, and publish a variety of works.</p> <p>🖥️ TSW complete a Mardi Gras Fact Gathering Sheet.</p> <p>TSW complete a Mardi Gras Quilt.</p>
LA Content Standards:	<p>🖥️ G-1B-M4 Describing and explaining how personal interests, culture, and technology affect people's perceptions and uses of places and regions. (1, 2, 3, 4)</p> <p>🖥️ G-1C-M5 Tracing local and worldwide patterns of cultural diffusion and analyzing their causes and effects.</p> <p>🖥️ H-1D-M5 Tracing the development and growth of Louisiana's economy throughout history.</p> <p>🖥️ H-1D-M6 Examining folklore and describing how cultural elements have shaped our state and local heritage. (1, 3, 4)</p>
Grade Level Expectations (GLE)	<ul style="list-style-type: none"> <li>• Evaluate media for various purposes, including: effectiveness of organization and presentation usefulness and relevance of information</li> <li>• Use word processing and/or other technology to draft, revise, and publish a variety of works, including compositions and reports</li> <li>• Explain ways in which goals, cultures, interests, inventions, and technological advances have affected perceptions and uses of places or regions in Louisiana.</li> <li>• Describe the causes and effects of cultural diffusion and the effects of cultural diversity in Louisiana.</li> <li>• Trace the state's economic development and growth toward economic diversity (e.g., fur, trade, tourism, technology)</li> <li>• Explain cultural elements that have shaped Louisiana's heritage (e.g., festivals, music, dance, food, languages)</li> </ul>

<p>K12 Educational Technology Standards:</p>	<p> <b>Technology Guidelines:</b></p> <ul style="list-style-type: none"> <li>• Technology Communication Tools</li> <li>• Technology Productivity Tools</li> <li>• Technology Research Tools</li> <li>• Basic Operations and Concepts</li> </ul> <p> <b>Technology Performance Indicators</b></p> <ul style="list-style-type: none"> <li>• Identify, explain, and effectively use input, output and storage devices of computers and other technologies (e.g., keyboard, mouse, scanner, adaptive devices, monitor, printer floppy disk, hard drive).</li> <li>• Use accurate and developmentally appropriate terminology (e.g., cursor, software, hardware, pull down menu, window, disk drive, hard drive, CD-ROM, laser disc) when referring to technology.</li> <li>• Use a variety of developmentally appropriate resources and productivity tools (e.g., logical thinking programs, writing and graphic tools, digital cameras, graphing software) for communication, presentation, and illustration of thoughts, ideas, and stories (e.g., signs, posters, banners, charts, journals, newsletters, and multimedia presentation.)</li> </ul> <p> Use technology tools (e.g., publishing, multimedia tools, and word processing software) for individual and for simple collaborative writing, communication, and publishing activities for a variety of audiences. (1,3)</p>
<p>Technology Connection:</p>	<p> <a href="http://mglinks.com/">http://mglinks.com/</a> , <a href="http://www.holidays.net/mardigras/">www.holidays.net/mardigras/</a> , <a href="http://www.mardigrasday.com/mardigras/mgfaq.php">www.mardigrasday.com/mardigras/mgfaq.php</a> , Internet, scan converter, TV, printer</p>
<p>Procedures:</p>	<p><b>Introduction:</b></p> <ol style="list-style-type: none"> <li>1. TTW introduce the lesson by showing a United Streaming Video on Mardi Gras. The students will discuss the video.</li> </ol> <p><b>Procedures:</b></p> <ol style="list-style-type: none"> <li>2. TTW demonstrate for the students how to copy information from the Internet and paste it to a fact sheet. TTW also demonstrate how to input information</li> </ol>

	<p>into the quilt template.</p> <p>3. TSW search the Internet for facts on <i>Mardi Gras</i>. They will copy the facts from the Internet and paste them onto a fact sheet using Microsoft Word.</p> <p>4. TSW complete the <i>Mardi Gras Quilt</i> by inserting 20 facts and 4 pictures from clipart.</p> <p><b>Closure:</b></p> <p>5. TSW discuss facts they learned while researching the Internet. Quilts will be taped together to make one large <i>Mardi Gras Quilt</i>.</p>
Materials:	 printer, quilt template, Internet, computers, United Streaming Video
Assessment:	 completed fact sheets, <i>Mardi Gras Quilts</i> , teacher observation
Teacher's Name:	 Melissa M. Ryan
School:	 Loranger Middle, West Side Middle