















Technology-Connected Lesson Plan

Title:	Louisiana's Leaders
Grade Levels:	3 rd Grade
Curriculum Areas:	Social Studies Language Arts
Measurable Objectives:	<ul style="list-style-type: none"> ☞ TLW define the word biography. ☞ TLW complete a fact card with at least four facts about an assigned famous person of Louisiana and how they influenced the early development of our state. ☞ TLW use online resources to locate information on their assigned person. ☞ TLW copy and paste a graphic from the Internet
LA Comprehensive Curriculum:	Subject, Unit #, Name of Unit Activity ☞ Social Studies, Unit 4 Louisiana Leaders
Grade Level Expectations (GLE)	<ul style="list-style-type: none"> ☞ SS.3.5.22: Identify state laws, and the persons responsible for making and enforcing them (C-1A-E1) (LA GLEs) ☞ SS.3.5.23: Identify the necessity of state government and how it helps meet the basic needs of society (C-1A-E2) (LA GLEs) ☞ SS.3.5.24: Describe major responsibilities of state government (C-1A-E4) (LA GLEs) ☞ SS.3.5.25: Identify key government positions at the state level, their powers, and limits on their powers (C-1A-E5) (LA GLEs) ☞ SS.3.7.29: Identify the qualities of people who were leaders and good citizens as shown by their honesty, courage, trustworthiness, and patriotism (C-1D-E3) (LA GLEs) ☞ SS.3.9.44: Identify services provided by the state government (E-1B-E4) (LA GLEs)
K12 Educational Technology Standards:	☞ Technology Productivity Tools (<i>Resource Access and</i>

	<p><i>Utilization Foundation Skill)</i></p> <ul style="list-style-type: none"> • Students use technology tools to enhance learning, increase productivity, and promote creativity. • Students use productivity tools to work collaboratively in developing technology-rich, authentic, student-centered products.
Technology Connection:	<ul style="list-style-type: none">  <i>Computer w/Internet access</i>  <i>Louisiana's LeadersFact Card Template (PowerPoint)</i>  <u><i>World Book Online</i></u>  <u><i>Enchanted Learning</i></u>
Procedures:	<ul style="list-style-type: none">  Discuss with the students some famous leaders from that have helped to develop the state of Louisiana.  Read aloud background information about some famous Louisiana's leaders in history from library sources.  Discuss the meaning of the word <i>biography</i>. Tell students that each person will create a fact card biography about a famous leader that helped to establish the state of Louisiana.  Assign each student one famous leaders from Louisiana. Suggested Names: <i>Hernando De Soto</i> <i>Robert LaSalle</i> <i>Pierre d'Iberville</i> <i>Jean-Baptist Bienville</i> <i>Andrew Jackson</i> <i>P.B.S. Pinchback</i> <i>Jean Lafitte</i> <i>Bernardo de Galvez</i> <i>Louis Meriwether</i> <i>Huey Long</i>  Have students use World Book Online and Enchanted Learning resources to research their person.  First, students will locate the information of their assigned person. They will write down the occupation and achievement of their person. Also, students will record birth date and date of death (if it applies).  Students should read over the biography and other links available to write down 4-5 facts about their assigned person..  Students should locate a picture of their assigned Louisiana

	<p>leader to copy to their fact card.</p> <ul style="list-style-type: none"> 🖥️ Student will open up the PowerPoint Fact Card template. 🖥️ Follow through the steps of copying a picture from the Internet. 🖥️ Students will record their information using their notes from their research. 🖥️ Proofread, edit, and print. 🖥️ Students will present their fact card to the class using the computer/scan converter. 🖥️ When all the fact cards are finished, they can present the fact card to the class using the TV/scan converter.
Materials:	<ul style="list-style-type: none"> 🖥️ Handout of the Fact Card template for students to write their information on 🖥️ Fact Card template file 🖥️ Scan converter for whole group presentation using TV
Assessment:	<ul style="list-style-type: none"> 🖥️ Fact Card should include: <ul style="list-style-type: none"> Name of Louisiana leader Achievement Birth date & Death (if applies) 4-5 facts Picture
Teacher's Name:	🖥️ Kathy E. Prine
School:	🖥️ D.C. Reeves ES/Martha Vinyard ES