


















Technology-Connected Lesson Plan

Title:	Louisiana Plantations
Grade Levels:	☞ 5 th Grades
Curriculum Areas:	☞ Social Studies
Measurable Objectives:	<ul style="list-style-type: none"> ☞ TLW will use online sites to research information about an assigned plantation. ☞ TLW save pictures from the Internet and insert them into a project. ☞ TLW learn about what life was like on a southern plantation during the time of slavery.
LA Comprehensive Curriculum:	<p>Subject, Unit #, Name of Unit Activity, GLE #s</p> <ul style="list-style-type: none"> ☞ Unit 3: European Exploration and Colonization (Beginnings to 1620) Activity 8: Examining Cultural Change (GLEs: 22, 30, 33)
Grade Level Expectations: (GLEs)	<ul style="list-style-type: none"> ☞ SS.5.7.22 Identify different points of view about key events in early American history (H-1A-M2) (LA GLEs) ☞ SS.5.7.23 Identify the causes, effects, or impact of a given event in early American history (H-1A-M3) (LA GLEs) ☞ SS.5.7.24 Use both a primary and secondary source to describe key events or issues in early American history (H-1A-M4) (LA GLEs) ☞ SS.5.8.30: Explain that cultures change through cultural diffusion, invention, and innovation (H-1B-M2) (LA GLEs)
K-12 Educational Technology Standards:	<ul style="list-style-type: none"> ☞ Technology Communication Tools (<i>Communication Foundation Skill</i>) Students use a variety of media and formats to communicate and present information and ideas effectively to multiple audiences. ☞ Technology Productivity Tools (<i>Resource Access and Utilization Foundation Skill</i>) Students use technology tools to enhance learning, increase productivity, and promote creativity. ☞ Technology Research Tools (<i>Linking and Generating Knowledge Foundation Skill</i>)

	Students use appropriate technology to locate, evaluate, and collect information from a variety of sources.
Technology Connection:	<ul style="list-style-type: none">  Online Sites for Research <ul style="list-style-type: none"> Louisiana Plantations Louisiana Plantation Homes Site Photos Louisiana Plantations - ERA Stirling Properties Plantation Country Louisiana Plantations and Tours  LA Plantation Template (made in PowerPoint)  LA Plantation PowerPoint
Assessment:	 Completed Louisiana Plantation Newsletter and/or Completed LA PowerPoint
Procedures:	<ul style="list-style-type: none">  Assign students a southern plantation to research.  Students will use the sites listed above to research their assigned plantation. They will write their research information down using pencil and paper.  Guide the students to look for the following information during their online research: <ul style="list-style-type: none"> When and where was it built? By whom? What was its purpose? Did it occupy slaves? If so, give information Is it still standing? If so, what is it used for today? Give some interesting facts about your assigned plantation.  Students will use their researched information to complete the attached Louisiana Plantations Newsletter or the Louisiana Plantations PowerPoint.  Students will present their final product to the class.  Finally, students can compare and contrast the differences between southern plantations.
Materials:	<ul style="list-style-type: none">  Computer with Internet Access  Paper and pencil
Teacher's Name:	 Kathy E Prine
School:	<ul style="list-style-type: none">  D.C. Reeves ES  Martha Vinyard ES