

















Technology-Connected Lesson Plan

Title:	Louisiana Brochure
Grade Levels:	3-4
Curriculum Areas:	🖥️ Social Studies
Measurable Objectives:	🖥️ TSW research information about Louisiana to complete a travel brochure
LA Content Standards:	Students develop a sense of historical time and historical perspective as they study the history of their community, state, nation, and world.
Grade Level Expectations (GLE)	<p>H-1C-E1 describing the people, events, and ideas that were significant to the growth and development of our state and nation; (1, 3, 4)</p> <p>H-1C-E4 recognizing how folklore and other cultural elements have contributed to our local, state, and national heritage; (1, 3, 4)</p>
K12 Educational Technology Standards:	<p>🖥️ Technology Productivity Tools (<i>Resource Access and Utilization Foundation Skill</i>)</p> <ul style="list-style-type: none"> ◆ Students use technology tools to enhance learning, increase productivity, and promote creativity. ◆ Students use productivity tools to work collaboratively in developing technology-rich, authentic, student-centered products. <p>🖥️ Basic Operations and Concepts</p> <ul style="list-style-type: none"> ◆ Students demonstrate a sound understanding of the nature and operation of technology systems. ◆ Students are proficient in the use of technology.
Technology Connection:	<p>🖥️ TV/Computer/Scan Converter</p> <p>🖥️ Internet Sites</p> <p>http://www.sos.louisiana.gov/around/facts/facts-index.htm</p> <p>http://www.holidays.net/mardigras/</p>

	<p>http://neworleanswebsites.com/cat/en/fe/fe.html http://www.cookinglouisiana.com/Food/food.htm http://www.crt.state.la.us/crt/tourism/music/musicctr.htm</p> <p> <i>Microsoft Publisher</i></p>
Procedures:	<p> TTW begin the lesson by asking the students to name the state where they live. TTW tell the students that they will be learning about Louisiana through a PowerPoint and by creating a travel brochure in Microsoft Publisher.</p> <p> TSW view a PowerPoint with Louisiana symbols created by Denise Grigas. TTW discuss the pictures as the PowerPoint advances.</p> <p> After viewing the PowerPoint, the students will be given several library books and encyclopedias. TTW tell the student that along with using the Internet the students will use other resources to find the information needed for their travel brochures.</p> <p> TSW rotate to the computer. TTW have created a brochure template in Microsoft Publisher. TSW access the links to the internet provided on the PowerPoint to retrieve information about Louisiana.</p>
Materials:	<p> Library books and encyclopedias</p> <p> Internet sites</p> <p> Computer</p> <p> Paper and Pencil</p> <p> Louisiana PowerPoint (Denise Grigas)</p> <p> Brochure template</p>
Assessment:	 TSW complete the travel brochure.
Teacher's Name:	 Melanie Johnston
School:	 Independence Elem./ Loranger Elem.