




















# Technology-Connected Lesson Plan

<b>Title:</b>	<b>The Important Thing About Technology</b>
Grade Levels:	3 <sup>rd</sup> - 6 <sup>th</sup>
Curriculum Areas:	Language Arts
Measurable Objectives:	<ul style="list-style-type: none"> <li>🖥️ TLW discover the advantages of modern technology tools</li> <li>🖥️ TLW create a page in a class book using pattern writing and the writing process</li> </ul>
LA Content Standards:	<ul style="list-style-type: none"> <li>🖥️ <b>ELA-1-E5</b> - reading, comprehending, and responding to written, spoken, and visual texts in extended passages;</li> <li>🖥️ <b>ELA-1-E6</b> - interpreting texts to generate connections to real-life situations;</li> <li>🖥️ <b>ELA-2-E3</b> - creating written texts using the writing process;</li> <li>🖥️ <b>ELA-2-E2</b> - focusing on language, concepts, and ideas that show an awareness of the intended audience and/or purpose (e.g., classroom, real-life, workplace) in developing compositions;</li> <li>🖥️ <b>ELA-3-E4</b> - using knowledge of the parts of speech to make choices for writing;</li> <li>🖥️ <b>ELA-3-E3</b> - demonstrating standard English structure and usage;</li> </ul>
Grade Level Expectations (GLE)	<ul style="list-style-type: none"> <li>🖥️ Develop grade-appropriate compositions by identifying and applying writing processes, including the following: <ul style="list-style-type: none"> <li>-selecting topic and form</li> <li>-prewriting (e.g., brainstorming, researching, raising questions, generating graphic organizers)</li> <li>-drafting</li> <li>-conferencing with peers and teachers</li> <li>-revising based on feedback and use of various tools (e.g., -LEAP21 Writer's Checklist, rubrics)</li> <li>-proofreading/editing</li> <li>-publishing using available technology (ELA-2-E3)</li> </ul> </li> </ul>

<p>K12 Educational Technology Standards:</p>	<p>Technology Communication Tools (<i>Communication Foundation Skill</i>)-Students use telecommunications to collaborate, publish, and interact with peers, experts and other audiences.          -Students use a variety of media and formats to communicate and present information and ideas effectively to multiple audiences.</p> <p>Technology Productivity Tools (<i>Resource Access and Utilization Foundation Skill</i>)          -Students use technology tools to enhance learning, increase productivity, and promote creativity.          -Students use productivity tools to work collaboratively in developing technology-rich, authentic, student-centered products.</p>
<p>Technology Connection:</p>	<ul style="list-style-type: none"> <li> <b>Computer Station w/Microsoft Word</b></li> <li> <b>Kidspiration or Inspiration</b></li> </ul>
<p>Procedures:</p>	<ul style="list-style-type: none"> <li> Introduce the concept of "pattern writing" by reading <u>The Important Book</u> by Margaret Wise Brown. Encourage students to read along by discovering the pattern in each page. Discuss the descriptive sentence in the middle of the page in which different parts of speech describe the noun being used on that page.</li> <li> Discuss with the students different tools and ways that modern technology has improved our lives.</li> <li> Brainstorm a list of technology tools that the students could use for their pattern writing.</li> <li> Use Kidspiration or Inspiration to record the students' brainstorming ideas of technology tools.</li> <li> Each student should select one of the technology tools to do their pattern writing on.</li> <li> Each student will need a copy of the <i>The Important Thing About Technology</i> handout to complete their pattern writing on.</li> <li> Students should buddy up to complete the writing process before going to the computer station to publish their work.</li> <li> Students will use Microsoft Word to type and print their page for the class book.</li> <li> Students will use the top section of their page to illustrate their pattern writing using crayons and markers.</li> </ul>

Materials:	 <u>The Important Book</u> by Margaret Wise Brown  Crayons and markers  Handout - The Important Thing About Technology
Assessment:	 Class book - The Important Thing About Technology
Teacher's Name:	 Kathy E. Prine
School:	 D.C. Reeves ES/Martha Vinyard ES