

























# Technology-Connected Lesson Plan

<b>Title:</b>	<b>"Eggs"ellent Eggs</b>
Grade Levels:	3 <sup>rd</sup> - 6 <sup>th</sup>
Curriculum Areas:	Social Studies Science
Measurable Objectives:	<ul style="list-style-type: none"> <li> TLW utilize available technology to create, produce, and publish a variety of work.</li> <li> TLW complete an Easter Scavenger Hunt by researching Internet sites.</li> <li> TLW discover how different cultures decorate Easter eggs.</li> <li> TLW find out nutritional information about eggs.</li> <li> TLW explore different facts and trivia about eggs.</li> </ul>
LA Content Standards:	<ul style="list-style-type: none"> <li> <b>H-1C-E4</b> - recognizing how folklore and other cultural elements have contributed to our local, state, and national heritage;</li> <li> <b>LS-E-A6</b> - recognizing the food groups necessary to maintain a healthy body.</li> </ul>
Grade Level Expectations (GLE)	<ul style="list-style-type: none"> <li> Use a variety of sources to answer questions (SI-M-A1)</li> <li> Describe adaptations of plants and animals that enable them to thrive in local and other natural environments (LS-M-D1)</li> </ul>
K12 Educational Technology Standards:	<p>Technology Communication Tools (<i>Communication Foundation Skill</i>)-Students use telecommunications to collaborate, publish, and interact with peers, experts and other audiences.</p> <p>-Students use a variety of media and formats to communicate and present information and ideas effectively to multiple audiences.</p> <p>Technology Productivity Tools (<i>Resource Access and Utilization Foundation Skill</i>)</p> <p>-Students use technology tools to enhance learning, increase productivity, and promote creativity.</p> <p>-Students use productivity tools to work collaboratively in developing technology-rich, authentic, student-centered products.</p>

Technology Connection:	<ul style="list-style-type: none"> <li> <i>Computer with Internet connection</i></li> <li> <i>Link to the Scavenger Hunt</i></li> <li> <i>Interactive Sites</i></li> </ul> <p> <a href="http://www.billybear4kids.com/holidays/easter/games.htm">http://www.billybear4kids.com/holidays/easter/games.htm</a>  <a href="http://www.tyson.com/projectaplus/games/basket.asp">http://www.tyson.com/projectaplus/games/basket.asp</a>  <a href="http://www.meddybemps.com/easter/index.html">http://www.meddybemps.com/easter/index.html</a>  <a href="http://www.easterfun.com/">http://www.easterfun.com/</a>  <a href="http://www.meddybemps.com/easter/eggdeco.html">http://www.meddybemps.com/easter/eggdeco.html</a>  <a href="http://www.seussville.com/games/greeneggs/">http://www.seussville.com/games/greeneggs/</a>  <a href="http://www.prongo.com/hatch/index2.html">http://www.prongo.com/hatch/index2.html</a>  <a href="http://www.primarygames.com/holidays/easter/games.htm">http://www.primarygames.com/holidays/easter/games.htm</a> </p>
Procedures:	<ul style="list-style-type: none"> <li> Complete a TWL chart by recording the information that students already know about eggs and what they would like to learn.</li> <li> Review with the students how to use an online scavenger hunt. Print out a hard copy of the scavenger hunt for each student to record his or her answers on.</li> <li> Students will complete the scavenger hunt by clicking on the links for each question. They should record their answers on their scavenger hunt print out.</li> <li> Revisit the TWL chart to record new information about eggs that students discovered by completing the online scavenger hunt.</li> <li> Finally, students can have fun visiting the Easter interactive sites.</li> </ul>
Materials:	<ul style="list-style-type: none"> <li> Print out of scavenger hunt</li> <li> Pencil</li> </ul>
Assessment:	 Completed scavenger hunt
Teacher's Name:	 Kathy E. Prine
School:	 D.C. Reeves ES/Martha Vinyard ES