















Technology-Connected Lesson Plan

Title:	Constitution Day Center Activities
Grade Levels:	5-8
Curriculum Areas:	🖥️ Social Studies
Measurable Objectives:	<p>🖥️ Lesson Objectives:</p> <ul style="list-style-type: none"> 🖥️ TSW list facts about our Founding Fathers by creating a Tree Map. 🖥️ TSW discover facts about the Constitution through an online video. 🖥️ TSW compare/contrast the Constitution and the Articles of Confederation by completing a Venn Diagram. 🖥️ TSW demonstrate knowledge of the Constitution by completing an online Constitution Quiz.
LA Content Standards:	<ul style="list-style-type: none"> 🖥️ C-1A-M7 - explaining the importance of law in the American constitutional system and applying criteria to evaluate rules and laws. 🖥️ C-1B-M1 - explaining the essential ideas and historical origins of American constitutional government. 🖥️ C-1B-M2 - identifying and describing the historical experiences and the geographical, social, and economic factors that helped top shape American political culture.. 🖥️ C-1B-M3 - explaining the meaning and importance of basic principals of American constitutional democracy as reflected in core documents. 🖥️ C-1B-M5 - analyzing democratic processes used to institute change
Grade Level Expectations (GLE)	<ul style="list-style-type: none"> • Identify problems the United States faced after the American Revolution that led to the writing of the U.S. Constitution (C-1B-M1) • Compare and contrast the Articles of Confederation with the U.S. Constitution (C-1B-M1)

<p>K12 Educational Technology Standards:</p>	<p> Technology Guidelines:</p> <p>Technology Problem-Solving and Decision-Making Tools (<i>Problem Solving Foundation Skill</i>)</p> <ul style="list-style-type: none">  Students use appropriate technology resources for solving problems and making informed decisions.  Students employ technology for real world problem solving.  Students evaluate the technology selected, the process, and the final results through the use of informed decision-making skills.  Students use appropriate technology to locate, evaluate, and collect information from a variety of sources.  Students evaluate and select new information resources and technological innovations based on the appropriateness to specific tasks.
<p>Technology Connection:</p>	<ul style="list-style-type: none">  www.brainpop.com,  www.constitutionfacts.com,  http://www.law.umkc.edu/faculty/projects/ftrials/conlaw/marrayff.html  PowerPoint,  Presentation Station  Computer lab
<p>Procedures:</p>	<p>Introduction:</p> <ol style="list-style-type: none"> 1. TTW introduce the lesson by having the students in groups and giving them each a baggy with puzzle pieces. (Each bag contains puzzles pieces that do NOT fit together). After a few minutes the teacher lets the students discuss why they can't complete their puzzle and how that makes them feel. TTW explain to the students that this is how America felt before the constitution was written. Everyone had good ideas but separately they could not get anything done, but together they could complete their puzzle and solve problems.


Procedures:











2. TTW begin by showing the students a video and quiz on the constitution from brainpop.com. After taking the viewing the video and taking the quiz, the students will discuss as a whole class.
3. TSW then be placed into groups to rotate through a variety of centers completing different activities about the constitution.

CENTERS:

- A.) Constitution Crossword Puzzle - the students will complete a crossword puzzle containing facts about the constitution. All the answers can be found by searching the site www.constitutionfacts.com.
- B.) The students will complete a Venn Diagram comparing and Contrasting the Constitution to the Articles of Confederation. The students will open a document with a blank Venn Diagram. They will use www.constitutionfacts.com to gather info on the Articles of Confederation. They will then complete the Venn Diagram by typing in three facts in each section.
- C.) The students will complete a tree map listing facts about our Founding Four fathers. There will be a blank tree map with different names of our Founding Fathers on top. Below the tree map will be boxes with facts about each man. TSW click and drag the boxes and place them under the correct Founding Father. TSW use <http://www.law.umkc.edu/faculty/projects/ftrials/conlaw/marryff.html> to locate the information on each person.
- D.) TSW complete the on-line quiz found at www.constitutionfacts.com. TSW are allowed to search the sites for answers to the questions.

Closure:

-  4. When students have rotated through each center, they will share their favorite activity with the class and one fact they learned from the activity.

Materials:	<ul style="list-style-type: none">  Puzzle pieces  Brainpop video  Venn Diagrams  Tree Map (on PowerPoint)  Computers (on PowerPoint)  crossword puzzles  pencils
Assessment:	<ul style="list-style-type: none">  completed crossword puzzle, completed Venn Diagram, completed Tree Map, Completed on-line quiz, teacher observation
Teacher's Name:	<ul style="list-style-type: none">  Melissa M. Ryan
School:	<ul style="list-style-type: none">  Loranger Middle/West Side Middle