











Technology-Connected Lesson Plan

Title:	Christmas Tree Shaped Poems
Grade Levels:	3 rd - 6 th
Curriculum Areas:	Language Arts
Measurable Objectives:	<ul style="list-style-type: none"> 🖥️ Students will think about ways in which they can spread joy during the holiday season. 🖥️ Students will create poems in the shape of a Christmas tree. 🖥️ Students will use formatting tools in Microsoft Word to format the text of the poem.
LA Content Standards:	<ul style="list-style-type: none"> 🖥️ Students read, comprehend, and respond to a range of materials, using a variety of strategies for different purposes. 🖥️ Students write competently for a variety of purposes and audiences. 🖥️ Students demonstrate competence in speaking and listening as tools for learning and communicating. 🖥️ Students locate, select, and synthesize information from a variety of texts, media, references, and technological sources
Grade Level Expectations (GLE)	<ul style="list-style-type: none"> 🖥️ Develop grade-appropriate compositions by identifying and applying writing processes, including the following: <ul style="list-style-type: none"> -selecting topic and form -prewriting (e.g., brainstorming, researching, raising questions, generating graphic organizers) -drafting -conferencing with peers and teachers -revising based on feedback and use of various tools (e.g., LEAP21 Writer's Checklist, rubrics) -proofreading/editing -publishing using available technology (ELA-2-E3) 🖥️ Develop grade-appropriate compositions on student- or teacher-selected topics that include the following: <ul style="list-style-type: none"> -word choices (diction) appropriate to the identified audience and/or purpose

	<ul style="list-style-type: none"> - vocabulary selected to clarify meaning, create images, and set a tone -information/ideas selected to engage the interest of the reader - -clear voice (individual personality) - variety in sentence structure (ELA-2-M2) <p> Use a variety of resources, including online and print dictionaries and spell checkers to check spelling (ELA-3-E5)</p>
K12 Educational Technology Standards:	<p>Technology Communication Tools (<i>Communication Foundation Skill</i>)-Students use telecommunications to collaborate, publish, and interact with peers, experts and other audiences.</p> <ul style="list-style-type: none"> -Students use a variety of media and formats to communicate and present information and ideas effectively to multiple audiences. <p>Technology Productivity Tools (<i>Resource Access and Utilization Foundation Skill</i>)</p> <ul style="list-style-type: none"> -Students use technology tools to enhance learning, increase productivity, and promote creativity. -Students use productivity tools to work collaboratively in developing technology-rich, authentic, student-centered products.
Technology Connection:	<ul style="list-style-type: none">  Microsoft WORD  Little Explorers Picture Dictionary http://www.enchantedlearning.com/Dictionary.html  Merriam-Webster Online http://www.m-w.com/
Procedures:	<ul style="list-style-type: none">  Share some poetry that other students have written using the following web sites: http://www.christmas-time.com/ct-poetry.htm http://www.theholidayspot.com/christmas/poems/ http://www.udayton.edu/mary/resources/poetry/xmasp.html  Start the class with a discussion about ways student might show kindness to others during the holiday season or any time of the year. Write their ideas down on chart paper posted in front of the classroom.  Students will create a poem using pencil and paper and the ideas from the list to write a Christmas poem expressing ways to spread joy during the holiday season.  Students can use a dictionary or the online dictionary resources to assist with their writing.

	<ul style="list-style-type: none"> 🖨️ Students will then create poems in the shape of a Christmas tree using Microsoft Word. 🖨️ They set up the poem so that the first line is the shortest one, the top of the Christmas tree. Then each line of the poem grows successively longer, forming the body of the tree, until the last three lines, which are short. (see sample below) 🖨️ Students will highlight the text to be centered. They will format the text by changing the alignment from Left to Centered. 🖨️ Allow the students to illustrate the border of their page using crayons and markers. <p style="text-align: center;"> This Christmas do not argue. Find a forgotten friend. Dismiss disbelief, and replace it with trust. Write a nice letter. Share some happiness. Send out nice cards. Keep a promise. Don't have a bad attitude. Pardon an enemy. Listen, apologize if you were wrong. Try to appreciate. Examine your demands on others. Appreciate, laugh a little, and a little more. Express your gratefulness. Gladden the heart of a child. Welcome a stranger. Take pleasure in the splendors and Wonder of the Earth. Speak your love. Speak it over. Speak it yet Once more. </p>
Materials:	<ul style="list-style-type: none"> 🖨️ Chart paper 🖨️ Crayons and/or markers 🖨️ Writing materials 🖨️ Dictionaries
Assessment:	<ul style="list-style-type: none"> 🖨️ Monitor student progress during the lesson and as students work independently. 🖨️ Students share their Christmas tree shaped poems with their classmates.
Teacher's Name:	🖨️ Kathy E. Prine
School:	🖨️ D.C. Reeves ES/Martha Vinyard ES