













Technology-Connected Lesson Plan

Title:	Character Flip Book
Grade Levels:	4 - 8
Curriculum Areas:	🖥 Reading
Measurable Objectives:	<ul style="list-style-type: none"> 🖥 TLW identify character traits of a given character. 🖥 TLW create a character flip book.
Louisiana Comprehensive Curriculum	<ul style="list-style-type: none"> 🖥 Grade 5 Activity 3: Compare and Contrast Character Development in Two Short Stories (GLEs: 05b, 10, 26b, 33, 46)
LA Content Standards:	<p>05b: Identify and explain story elements, including character development (ELA-1-M2)</p> <p>10: Compare and contrast elements (e.g., plot, setting, characters, theme) in a variety of genres in oral and written responses (ELA-6 - 2)</p> <p>26: Use standard English punctuation, including commas to set off appositives and introductory phrases</p> <p>33: Use complete sentences and standard English grammar, diction, syntax, and pronunciation when speaking (ELA-4-M1)</p> <p>46: Use word processing and/or other technology to draft, revise, and publish a variety of works, including compositions and reports (ELA-5-M4)</p>
Technology Guidelines:	<p>Technology Problem-Solving and Decision-Making Tools (<i>Problem Solving Foundation Skill</i>)</p> <ul style="list-style-type: none"> ◆ Students employ technology for real world problem solving. <p>Technology Productivity Tools (<i>Resource Access and Utilization Foundation Skill</i>)</p> <ul style="list-style-type: none"> ◆ Students use technology tools to enhance learning, increase productivity, and promote creativity
Technology Connection:	<ul style="list-style-type: none"> 🖥 Presentation Station, Internet, PowerPoint 🖥 http://www.sparknotes.com/lit/terabithia/characters.html 🖥 http://www.sparknotes.com/lit/terabithia/quiz.html 🖥 http://www.ulster.net/~petersne/scans.htm 🖥 http://t3.preservice.org/T0300163/mostlikeyou.html

Procedures:	<ul style="list-style-type: none"> <li data-bbox="516 142 1487 401">  The teachers will introduce the lesson by giving characteristics of someone in the school. She will ask the students if they know who she is speaking about. TTW ask students if they think it is important for an author to use character traits when writing. TSW discuss reasons they think character traits are important. <li data-bbox="516 411 1487 709">  TW explain to the students that they will be creating a character flip book. TSW locate character traits of 6 characters from the story, <u>Bridge to Terabithia</u>. They will also locate pictures of the characters. Each flip book must contain a character trait of each character, a picture of each character, a sentence telling why they liked or did not like the character, and the name of each character. <li data-bbox="516 720 1487 1066">  TSW use PowerPoint to create 3 slides on each of the 6 characters. One slide with the character name and picture, one slide with a description, and a final slide with the sentence. Once all 18 slides are complete, the students will print their slides in handout view (6 slides per page). TSW cut around each slide (bottom and sides, but not top). TSW glue the three pages together with the trait on top, followed by the sentence, and finally the character's name and picture. <li data-bbox="516 1077 1487 1150">  TSW exchange flip books and try to identify each of the characters. <li data-bbox="516 1192 1487 1318">  Early finishers will go to http://t3.preservice.org/T0300163/mostlikeyou.html to <i>decide which character from the story is most like them.</i>
Materials:	 Computers, Internet, PowerPoint, presentation station
Assessment:	<ul style="list-style-type: none"> <li data-bbox="516 1419 873 1455"> Teacher observation <li data-bbox="516 1465 873 1501"> Completed flip books
Teacher's Name:	 Melissa M. Ryan
School:	 Loranger Middle/West Side Middle