









# Technology-Connected Lesson Plan

<b>Title:</b>	<b>Black History Month Scavenger Hunt</b>
Grade Levels:	☞ 4th - 6 <sup>th</sup> Grades
Curriculum Areas:	☞ Social Studies
Measurable Objectives:	<p>☞ TLW learn about famous black Americans by completing an online scavenger hunt.</p> <p>☞ TLW explore the many contributions made by famous black Americans that helped to shape our nation.</p>
LA Comprehensive Curriculum:	<p>☞ Unit 4: The Movement of Ideas: Scientific Contributions and Culture</p> <p><b>Activity 4: Culture and Our National Heritage (GLE: 62)</b></p>
Grade Level Expectations: (GLEs)	☞ SS.4.13.62: Identify and explain cultural elements that have contributed to our national heritage (H-1C-E4) (LA GLEs)
K-12 Educational Technology Standards:	<p>☞ Technology Communication Tools (<i>Communication Foundation Skill</i>) Students use a variety of media and formats to communicate and present information and ideas effectively to multiple audiences.</p> <p>☞ Technology Productivity Tools (<i>Resource Access and Utilization Foundation Skill</i>) Students use technology tools to enhance learning, increase productivity, and promote creativity.</p> <p>☞ Technology Research Tools (<i>Linking and Generating Knowledge Foundation Skill</i>) Students use appropriate technology to locate, evaluate, and collect information from a variety of sources.</p>
Technology Connection:	<p>☞ PBS African American Lives <a href="http://www.pbs.org/wnet/aalives/">http://www.pbs.org/wnet/aalives/</a></p> <p>☞ <i>Carter Godwin Woodson "Father of Black History"</i> <a href="http://www.chipublib.org/002branches/woodson/woodsonbib.html">http://www.chipublib.org/002branches/woodson/woodsonbib.html</a></p> <p>☞ Black History Month Online Scavenger Hunt <a href="http://www.tangischools.org/dept/tech/SchoolTech/kathy/Black%20History%20Month.htm">http://www.tangischools.org/dept/tech/SchoolTech/kathy/Black%20History%20Month.htm</a></p>

	<ul style="list-style-type: none"> <li>🖥 Online Interactive Sites <ul style="list-style-type: none"> <li>→Escape to Freedom <a href="http://www.headbone.com/derby/escape/">http://www.headbone.com/derby/escape/</a></li> <li>→ Black History Museum <a href="http://www.theteacherscorner.net/seasonal/black-history-month/index.htm">http://www.theteacherscorner.net/seasonal/black-history-month/index.htm</a></li> <li>→ Black History Quiz <a href="http://members.aol.com/klove01/question.htm">http://members.aol.com/klove01/question.htm</a></li> <li>→Kool Korner - African American Culture Activities <a href="http://members.aol.com/klove01/question.htm">http://members.aol.com/klove01/question.htm</a></li> </ul> </li> </ul>
<p>Assessment:</p>	<ul style="list-style-type: none"> <li>🖥 Observation and Participation</li> <li>🖥 Completed Scavenger Hunt</li> </ul>
<p>Procedures:</p>	<ul style="list-style-type: none"> <li>🖥 Discuss with the students that the month of February is called Black History Month. In 1915, historian <a href="#">Carter G. Woodson</a> proposed a "Negro History Week" to honor the history and contributions of African Americans. Nine years later, his dream became reality. Woodson chose the second week of February to pay tribute to the birthdays of two Americans that dramatically affected the lives of Blacks: Abraham Lincoln (February 12) and Frederick Douglass (February 14). The week-long observance officially became Black History Month in 1976.</li> <li>🖥 Encourage students to discuss prior knowledge of famous black Americans that have made a contribution to our nation's history. You can visit <a href="#">PBS African Americans Lives</a> for a great introduction to famous African Americans.</li> <li>🖥 Explain to the students that they will be visiting various Internet sites to learn more about famous black Americans.</li> <li>🖥 Give each student an answer document for the online scavenger hunt. You may need to explain to the students that during an online scavenger hunt you may need to search through the text to locate the answers to the questions. Remind them to look for headings and subheadings that might help them locate the information they are looking for.</li> <li>🖥 Students will use the link below to complete the online scavenger hunt. They should record their answers on the answer document. <a href="http://www.tangischools.org/dept/tech/SchoolTech/kathy/Black%20History%20Month.htm">http://www.tangischools.org/dept/tech/SchoolTech/kathy/Black%20History%20Month.htm</a></li> <li>🖥 Once students have completed the online scavenger hunt, they can visit the interactive online sites below about Black</li> </ul>

	<p>History Month.</p> <p><a href="#">Escape to Freedom</a></p> <p><a href="#">Black History Museum</a></p> <p><a href="#">Black History Quiz</a></p> <p><a href="#">Kool Korner - African American Culture Activities</a></p>
Materials:	<p> Computer with Internet connection</p> <p> Scavenger Hunt answer document</p> <p> pencil</p>
Teacher's Name:	<p> Kathy E Prine</p>
School:	<p> D.C. Reeves ES</p> <p> Martha Vinyard ES</p>