











Technology-Connected Lesson Plan

Title:	Best of Friends
Grade Levels:	3 rd - 6 th
Curriculum Areas:	Language Arts
Measurable Objectives:	<ul style="list-style-type: none"> ☒ TLW create a Double Bubble Map comparing likenesses and differences of the characters in <u>Best Friends</u> by Steven Kellogg. ☒ TLW write three paragraphs using their double bubble map. ☒ TLW type edit, illustrate, and publish their writing.
LA Content Standards:	<ul style="list-style-type: none"> ☒ ELA-2-M1 - writing a composition that clearly implies a central idea with supporting details in a logical, sequential order; ☒ ELA-2-M3 - applying the steps of the writing process; ☒ ELA-3-M2 - demonstrating use of punctuation (e.g., comma, apostrophe, colon, semicolon, quotation marks, dashes, parentheses), capitalization, and abbreviations; ☒ ELA-3-M3 - demonstrating standard English structure and usage;
Grade Level Expectations (GLE)	<p>Write multi paragraph compositions on student- or teacher-selected topics organized with the following:</p> <ul style="list-style-type: none"> -an established central idea -important ideas or events stated in sequential or chronological order -elaboration (e.g., fact, examples, specific details) -transitional words and phrases that unify points and ideas -an overall structure including an introduction, a body/middle, and a concluding paragraph that summarizes important ideas (ELA-2-M1) <p>Develop grade-appropriate compositions applying writing processes such as the following:</p> <ul style="list-style-type: none"> -selecting topic and form -Prewriting (e.g., brainstorming, researching, raising questions, completing graphic organizers)

	<ul style="list-style-type: none"> -Drafting -Conferencing (e.g., peer and teacher) -Revising based on feedback and use of various tools (e.g., LEAP21 Writer's Checklist, rubrics) -Proofreading/editing -Publishing using technology (ELA-2-M3)
K12 Educational Technology Standards:	<p>Technology Productivity Tools (Resource Access and Utilization Foundation Skill)</p> <ul style="list-style-type: none"> -Students use technology tools to enhance learning, increase productivity, and promote creativity. -Students use productivity tools to work collaboratively in developing technology-rich, authentic, student-centered products. <p>Basic Operations and Concepts</p> <ul style="list-style-type: none"> -Students demonstrate a sound understanding of the nature and operation of technology systems. -Students are proficient in the use of technology
Technology Connection:	<ul style="list-style-type: none">  Computer/Printer  Microsoft Word  Thinking Maps Software or Kid Pix 4 Deluxe
Procedures:	<ul style="list-style-type: none">  Read Best Friends by Steven Kellogg. Each student will write something about one of the two friends in the story on a sticky note.  Using the chart paper, draw a Double Bubble Map to display in front of the classroom. Students will place their sticky note containing something about one of the two friends on the appropriate side of a double bubble map that the teacher has drawn. The class will then discover the things that are the same or different about the friends.  Students will create their own double bubble map in the Thinking Maps or Kid Pix 4 program. They can come up with new character traits and/or use some of the examples from the class bubble map.  Students will write a paragraph for each character telling about their characteristics using their double bubble map. They will write a third paragraph discussing ways the two characters are alike.  Students should pair up with a buddy to edit each other's paragraph.

	<ul style="list-style-type: none"> 🖨️ After editing, students will go to the computer station to type and print their paragraphs using Microsoft Word. 🖨️ Finally, they will illustrate their paper using markers and crayons.
Materials:	<ul style="list-style-type: none"> 🖨️ Book: Best Friends by Steven Kellogg 🖨️ Paper and pencil 🖨️ Chart Paper 🖨️ Sticky notes 🖨️ Markers and crayons
Assessment:	🖨️ Final product of paragraphs printed and illustrated
Teacher's Name:	🖨️ Kathy E. Prine
School:	🖨️ D.C. Reeves ES/Martha Vinyard ES