























## Technology-Connected Lesson Plan

<b>Title:</b>	<b>Anthropologist Study</b>
<b>Grade Levels:</b>	☞ 4 - 8
<b>Curriculum Areas:</b>	☞ Social Studies
<b>Measurable Objectives:</b>	☞ TSW complete s scavenger Hunt or Ancient Cultures (Incas, Aztecs, and Mayans). ☞ TSW decode Ancient hieroglyphics.
<b>LA Comprehensive Curriculum:</b>	Subject, Unit #, Name of Unit Activity, GLE #s Social Studies, Grade 5, Unit 1, Activity 4 "Anthropology and Ancient Culutures", <b>GLEs: 18, 41</b>
<b>Grade Level Expectations: (GLEs)</b>	☞ <b>18: Describe economic activities within and among American Indian cultures prior to contact with Europeans (E-1A-M9)</b> ☞ <b>41: Describe the origins, characteristics, and expansion of ancient American empires (e.g., Inca, Maya) and complex societies in the Americas (e.g., Aztec) (H-1C-M13)</b>
<b>K-12 Educational Technology Standards:</b>	☞ Understand and apply common trouble shooting techniques. ☞ Demonstrate the operations of a computer (touch-keyboarding skills, save, organize, and back up files), and other peripheral devices (scanner, digital and video cameras, VCR, laser disc player) at an intermediate level. ☞ Use information, media, and technology in a responsible manner which includes following the school's acceptable use policy, adhering to copyright laws, respecting the rights of others, and employing proper etiquette in all forms of communication.(4, 5) ☞ Understand Internet concepts (websites, hypertext link, bookmarks, URL addresses) and apply intermediate on-line searching techniques (employ keyword, phrases, and Boolean Operators). ☞ Recognize the importance of information technology and its effect on the workplace and society. (5) ☞ Determine when technology is useful and select the appropriate tool(s) and technology resources to address a variety of tasks and problems. (2)

Technology Connection:	<ul style="list-style-type: none"> <li> computer, presentation station,</li> <li> <b>Scavenger Hunt</b></li> <li> <a href="http://www.snaithprimary.eril.net/hglyph5.htm">http://www.snaithprimary.eril.net/hglyph5.htm</a></li> <li> <a href="http://home.freeuk.net/elloughton13/mexico.htm">http://home.freeuk.net/elloughton13/mexico.htm</a></li> <li> <a href="http://www.internet-at-work.com/hos_mcgrane/inca/eg_inca_menu1.html">http://www.internet-at-work.com/hos_mcgrane/inca/eg_inca_menu1.html</a> (This student site provides a comprehensive overview of the Incas.)</li> <li> <a href="http://tqjunior.thinkquest.org/5058/inca.htm">http://tqjunior.thinkquest.org/5058/inca.htm</a></li> <li> <a href="http://www.nettlesworth.durham.sch.uk/time/alife.html">http://www.nettlesworth.durham.sch.uk/time/alife.html</a> (Aztec daily life)</li> <li> <a href="http://www.kstrom.net/isk/maya/maya.html">http://www.kstrom.net/isk/maya/maya.html</a> (Comprehensive links-site connects to resources on Mayans.)</li> <li></li> </ul>
Assessment:	<ul style="list-style-type: none"> <li> Teacher Observation</li> <li> Completed Scavenger Hunt</li> <li> Completed Hieroglyphics Decoding Sheet</li> </ul>
Procedures:	<ul style="list-style-type: none"> <li> TTW begin her lesson by displaying the word Ancient Cultures on the board in Hieroglyphics. She will ask the students if they know what the symbols stand for.....TTW let the students know they will be learning about hieroglyphics and writing their own hieroglyphics.</li> <li> TTW model for students how to complete a scavenger hunt. TSW complete their scavenger hunts.</li> <li> TTW model for students how to decode hieroglyphics using the website <a href="http://www.snaithprimary.eril.net/hglyph5.htm">http://www.snaithprimary.eril.net/hglyph5.htm</a> <b>TTW let the students know that by decoding the hieroglyphics they will locate answers to the questions on the worksheet.</b></li> <li> TSW will complete their hieroglyphics decoding worksheet.</li> <li> <b>CLOSURE:</b> Students will take turns sharing their names in hieroglyphics.</li> </ul>
Materials:	<ul style="list-style-type: none"> <li> Computers, presentation station, scavenger hunt, decoding worksheet, printer</li> </ul>
Teacher's Name:	<ul style="list-style-type: none"> <li> Melissa M. Ryan</li> </ul>
School:	<ul style="list-style-type: none"> <li> Loranger Middle/West Side Middle</li> </ul>