






















Technology-Connected Lesson Plan

Title:	Action Verbs
Grade Levels:	☞ 4th - 5 th Grades
Curriculum Areas:	☞ Language Arts
Measurable Objectives:	☞ TLW identify action verbs in sentences.
LA Comprehensive Curriculum:	Subject, Unit #, Name of Unit Activity, GLE #s ☞ 4 th Grade - L. Arts, Unit 3: Getting It Down on Paper, GLE ELA.4.5.30 ☞ 5 th Grade - L. Arts, Unit 1: Informational Articles/Reports, GLE ELA.5.3.29
Grade Level Expectations: (GLEs)	☞ ELA.4.3.30 Write using standard English structure and usage, including: ;using active and passive voices of verbs ;avoiding writing with sentence fragments and run on sentences (ELA 3 E3) - (Standard 3) (LA GLEs) ☞ ELA.5.3.29 Apply knowledge of parts of speech in writing, including: ;using same verb tense throughout when appropriate ;selecting and using specific nouns, pronouns, and verbs for clarity (ELA-3-M4) - (Standard 3) (LA GLEs)
K-12 Educational Technology Standards:	☞ Technology Communication Tools (<i>Communication Foundation Skill</i>) Students use a variety of media and formats to communicate and present information and ideas effectively to multiple audiences. ☞ Technology Productivity Tools (<i>Resource Access and Utilization Foundation Skill</i>) Students use technology tools to enhance learning, increase productivity, and promote creativity. ☞ Technology Research Tools (<i>Linking and Generating Knowledge Foundation Skill</i>) Students use appropriate technology to locate, evaluate, and collect information from a variety of sources.
Technology Connection:	☞ Computer connected to a TV ☞ Action Verbs Jeopardy Quiz ☞ Action Verbs Jeopardy Game

	<ul style="list-style-type: none">  Grammar Gorillas http://www.funbrain.com/cgi-bin/gg.cgi?A1=m&A2=0&A3=0&AFUNCT=1&ALEVEL=0&INSTRUCTS=1#TOP  Alien Word Mine - <i>Click on Verbs</i> http://www.iknowthat.com/com/L3?Area=WackAWord&COOK=  Grammar Blast http://www.eduplace.com/cgi-bin/hme-quiz-start.cgi?Grade=2&Unit=5&Topic=Verbs&x=37&y=9  Rocket Word Tag - <i>Click on Nouns and Verbs</i> http://www.iknowthat.com/com/L3?Area=TagAWord  Supernova Sentence Puzzle - <i>Click on Verbs</i> http://www.iknowthat.com/com/L3?Area=SelectAWord
Assessment:	<ul style="list-style-type: none">  Completed Jeopardy Quiz Answer Document
Procedures:	<ul style="list-style-type: none">  Tell students to think about the last ballgame they watched (any action game such as football, baseball, soccer, tennis, or golf). Ask students to make a list of all the actions they can remember (swing, throw, kick, etc.) Record the words on a chart or the board.  Tell students the words are verbs because they express actions.  Read the following examples to the students and allow students to identify the action verb: <i>Many boys and girls <u>play</u> summer sports.</i> <i>Some <u>swim</u> on the school team.</i> <i>Students <u>shoot</u> pucks in hockey.</i> <i>Parents <u>watch</u> their children.</i>  <i>These words are action verbs. They tell what action the subject does. The verbs <u>play</u>, <u>swim</u>, <u>shoot</u>, and <u>watch</u> tell about actions we can see.</i>  <i>Explain that other action verbs tell about actions we cannot see.</i> <i>Caleb <u>enjoys</u> baseball.</i> <i>Joshua <u>wanted</u> a new bat.</i>  <i>Give each student an Action Verbs Answer Document.</i>  <i>Display the Action Verbs Jeopardy Quiz. Students should write their answers down on their answer document.</i>  <i>Play the Action Verbs Jeopardy Game. Students should check their answer document during the game.</i>  <i>If time, allow students to go to Internet sites to review action verbs. These sites are located on my web page under</i>

	<i>Verbs.</i> http://www.tangischools.org/dept/tech/SchoolTech/kathy/LanguageArts.htm
Materials:	 Jeopardy Quiz Answer Document for each student
Teacher's Name:	 Kathy E. Prine
School:	 D.C. Reeves ES  Martha Vinyard ES