



























## Technology-Connected Lesson Plan

<b>Title:</b>	<b>Eclipses</b>
<b>Grade Levels:</b>	3 - 5
<b>Curriculum Areas:</b>	 Science
<b>Measurable Objectives:</b>	 TSW distinguish between a solar and lunar eclipse.  TSW illustrate how a lunar eclipse takes place.
<b>GLEs:</b>	<ol style="list-style-type: none"><li>1. Ask questions about objects and events in the environment (e.g., plants, rocks, storms) (SI-E-A1)</li><li>2. Pose questions that can be answered by using students' own observations, scientific knowledge, and testable scientific investigations (SI-E-A1)</li><li>3. Use observations to design and conduct simple investigations or experiments to answer testable questions (SI-E-A2)</li><li>4. Predict and anticipate possible outcomes (SI-E-A2)</li><li>10. Express data in a variety of ways by constructing illustrations, graphs, charts, tables, concept maps, and oral and written explanations as appropriate (SI-E-A5) (SI-E-B4)</li><li>18. Base explanations and logical inferences on scientific knowledge, observations, and scientific evidence (SI-E-B4)</li><li>64. Describe and sequence the phases of the Moon and eclipses (ESS-E-B2)</li></ol>

	<p>65. Compare a solar and a lunar eclipse (ESS-E-B2)</p> <p>66. Diagram the movement of the Moon around Earth and the movement of Earth around the Sun (ESS-E-B2)</p> <p>67. Explain the changing appearance of the Moon and its location in the sky over the course of a month (ESS-E-B3)</p> <p>69. Explain how technology has improved our knowledge of the universe (e.g., Hubble telescope, space stations, lunar exploration) (ESS-E-B6)</p>
<p>Louisiana Comprehensive Curriculum:</p>	<p>4th Grade Unit 6 Activity 11 - Eclipses GLEs: 1, 2, 3,4, 10, 18, 64, 65, 66, 67, 69</p>
<p>Technology Guidelines:</p>	<p><b>Basic Operations and Concepts</b></p> <ul style="list-style-type: none"> <li>◆ Students demonstrate a sound understanding of the nature and operation of technology systems.</li> <li>◆ Students are proficient in the use of technology.</li> </ul> <p><b>Technology Productivity Tools (<i>Resource Access and Utilization Foundation Skill</i>)</b></p> <ul style="list-style-type: none"> <li>◆ Students use technology tools to enhance learning, increase productivity, and promote creativity.</li> <li>◆ Students use productivity tools to work collaboratively in developing technology-rich, authentic, student-centered products.</li> <li>◆ Use a variety of developmentally appropriate resources and productivity tools (e.g., logical thinking programs, writing and graphic tools, digital cameras, graphing software) for communication, presentation, and illustration of thoughts, ideas, and stories (e.g., signs, posters, banners, charts, journals, newsletters, and multimedia presentation.) (1,3,4)</li> </ul>

<p>Technology Connection:</p>	<ul style="list-style-type: none"> <li> <b>Internet</b></li> <li> <a href="http://www.brainpop.com">www.brainpop.com</a> - Eclipse video</li> <li> <a href="http://www.classzone.com/books/earth_science/terc/content/visualizations/es2504/es2504page01.cfm?chapter_no=visualization">http://www.classzone.com/books/earth_science/terc/content/visualizations/es2504/es2504page01.cfm?chapter_no=visualization</a> - Video of actual eclipse</li> <li> <a href="http://www.dustbunny.com/afk/skywonders/lunareclipse/">http://www.dustbunny.com/afk/skywonders/lunareclipse/</a> - <i>facts about eclipses</i></li> <li> <a href="http://www.brainpop.com/science/space/eclipse/activity/">http://www.brainpop.com/science/space/eclipse/activity/</a> - <i>crossword puzzle</i></li> <li> <b>Computers</b></li> <li> <i>Printers</i></li> <li> <i>KidPix</i></li> <li> <i>Presentation Station</i></li> </ul>
<p>Procedures:</p>	<ul style="list-style-type: none"> <li> TTW discuss with students what they know about eclipses. The class will discuss the meaning of lunar and solar. The class will discuss the differences between a lunar and solar eclipse.</li> <li> TTW show students brain pop video. Class will discuss new facts they learned from the video. SW complete the brainpop quiz on lunar eclipse.</li> <li> TTW show the students a video clip of an actual eclipse. TSW discuss the changes in the moon as the eclipse takes place.</li> <li> TTW introduce the students to the different tools in KidPix. TSW be asked to illustrate a lunar eclipse. TS must include the sun, earth, and moon. They should also include any key points of a lunar eclipse (the shadow of the Earth, the color of the moon during total eclipse). TSW also use the type writer tool to type three facts about a lunar eclipse. SW save their illustrations as a slide show and print their slide.</li> <li> Early finishers will complete crossword puzzle on eclipses</li> </ul>

	<p> (<a href="http://www.brainpop.com/science/space/eclipse/activity/">http://www.brainpop.com/science/space/eclipse/activity/</a> ) at their computer station.</p> <p> <i>TTW combine all slides together for a class slide show. When all students are completed the teacher will show the slide show to the students. SW have a chance to explain their illustrations and read their facts to the class.</i></p>
Materials:	 Computers, printer, KidPix, pencils, crossword puzzle, Presentation Station
Assessment:	<p> Teacher Observation</p> <p> Completed KidPix slide</p>
Teacher's Name:	 Melissa Ryan
School:	 Champ Cooper/Tucker Elementary