














# Technology-Connected Lesson Plan

<b>Title:</b>	<b>Amazing Alliterations</b>
<b>Grade Levels:</b>	3 - 5
<b>Curriculum Areas:</b>	🖥️ Language Arts
<b>Measurable Objectives:</b>	<ul style="list-style-type: none"> <li>🖥️ TLW create alliterations.</li> <li>🖥️ TLW distinguish between alliteration, rhyming, and rhythm.</li> </ul>
<b>GLEs:</b>	<ul style="list-style-type: none"> <li>• 5. Use reference aids such as dictionaries, thesauruses, synonym finders, and reference software to determine word meanings, word choices, and pronunciations (ELA-1-E1)</li> <li>• 7. Adjust speed of reading to accomplish a purpose based on text complexity (ELA-1-E3)</li> <li>• 9. Identify literary devices, including idioms and personification (ELA-1-E4)</li> <li>• 23. Incorporate grade-appropriate vocabulary and information when writing for an intended audience and/or purpose (ELA-2-E2)</li> <li>• 28. Write legibly in cursive or printed form, using standard margins and demonstrating appropriate spacing of letters, words, sentences, and paragraphs (ELA-3-E1)</li> <li>• 29a. Use standard English punctuation, including commas to separate phrases in a series (ELA-3-E2)</li> <li>• 31a. Write using standard English structure and usage, including avoiding run-on sentences (ELA-3-E3)</li> <li>• 31b. Write using standard English structure and usage, including using verbs in the future tense (ELA-3-E3)</li> <li>• 31c. Write using standard English structure and usage, including making subjects and verbs agree in sentences with simple and compound subjects and predicates (ELA-3-E3)</li> <li>• 32a. Apply knowledge of parts of speech in writing, including using standard future verb tenses (ELA-3-E4)</li> <li>• 32f. Apply knowledge of parts of speech in writing, including selecting and using adverbs that modify according to time, place, manner, and degree (ELA-3-E4)</li> <li>• 32d. Apply knowledge of parts of speech in writing, including identifying and using irregular plural nouns correctly (ELA-3-E4)</li> <li>• 33a. Spell grade-appropriate words, including multisyllabic words made up of both base words and roots and common prefixes and suffixes (ELA-3-E5)</li> <li>• 36. Use a variety of resources, including online and print dictionaries and spell checkers to check spelling (ELA-3-E5)</li> <li>• 38. Give and follow precise directions and instructions (ELA-4-E2)</li> </ul>

<p>Louisiana Comprehensive Curriculum:</p>	<p>3<sup>rd</sup> Grade Unit 5 Activity 7 - <b>Recognize Literary Devices - Alliterations</b> GLEs: 5, 7, 9, 23, 28, 29a, 31a, 31b, 31c, 32a, 32f, 32d, 33a, 36, 38</p>
<p>Technology Guidelines:</p>	<p><b>Basic Operations and Concepts</b></p> <ul style="list-style-type: none"> <li>◆ Students demonstrate a sound understanding of the nature and operation of technology systems.</li> <li>◆ Students are proficient in the use of technology.</li> </ul> <p><b>Technology Productivity Tools (<i>Resource Access and Utilization Foundation Skill</i>)</b></p> <ul style="list-style-type: none"> <li>◆ Students use technology tools to enhance learning, increase productivity, and promote creativity.</li> <li>◆ Students use productivity tools to work collaboratively in developing technology-rich, authentic, student-centered products.</li> <li>◆ Use technology tools (e.g., multimedia authoring, writing tools, digital cameras, drawing tools, web tools) to gather information for problem solving, communication, collaborative writing and publishing to create products for various audiences.</li> </ul>
<p>Technology Connection:</p>	<p> <b>Internet</b></p> <p> <a href="http://www.readwritethink.org/student_mat/student_material_print.asp?id=45">http://www.readwritethink.org/student_mat/student_material_print.asp?id=45</a></p> <p> <a href="http://www.gigglepoetry.com/">http://www.gigglepoetry.com/</a></p> <p> <a href="http://www.cogcon.com/gamegoo/games/wiznpigs/wiznpigs.html">http://www.cogcon.com/gamegoo/games/wiznpigs/wiznpigs.html</a></p> <p> <a href="http://www.sil.org/lingualinks/literacy/ImplementALiteracyProgram/HowToPlayTheIamGoingOnATripGam.htm">http://www.sil.org/lingualinks/literacy/ImplementALiteracyProgram/HowToPlayTheIamGoingOnATripGam.htm</a></p> <p> <a href="http://volweb.utk.edu/Schools/bedford/harrisms/1allitera.htm">http://volweb.utk.edu/Schools/bedford/harrisms/1allitera.htm</a></p> <p> <b>KidPix</b></p> <p> <b>Computers</b></p> <p> <b>KidPix</b></p> <p> <b>Presentation Station</b></p>
<p>Procedures:</p>	<p> TTW introduce the students to alliteration by showing a variety of alliterations. TSW discuss what makes the poems alliteration. TSW work together to come up with a class alliteration.</p>

	<ul style="list-style-type: none"> <li>🖥️ TTW explain how to play "The Alliteration Game". (<a href="http://www.sil.org/lingualinks/literacy/ImplementALiteracyProgram/HowToPlayTheIAmGoingOnATripGam.htm">http://www.sil.org/lingualinks/literacy/ImplementALiteracyProgram/HowToPlayTheIAmGoingOnATripGam.htm</a>)</li> <li>🖥️ TTW show students a slide show on KidPix with examples of alliterations.</li> <li>🖥️ TSW be asked to write an alliteration poem. The alliteration must contain 10 different words starting with the same letter. TSW discuss what they could use to help them locate more words that start with a certain letter. TTW show students how to start with a subject and verb and slowly add adjectives and adverbs to the sentence. TSW illustrate the alliteration.</li> <li>🖥️ TTW demonstrate how to type in the KidPix program. TSW also show students how to use the paint brush, stickers, and stamps when illustrating the alliteration.</li> <li>🖥️ TSW must peer edit with a classmate before typing their alliteration in KidPix.</li> <li>🖥️ TSW create one slide in KidPix. The slide must include an alliteration using at least 10 words, all beginning with the same letter. The slide must also contain an illustration of the alliteration. They will save the slide as a slide show.</li> <li>🖥️ Early finishers will go to <a href="http://www.cogcon.com/gamegoo/games/wiznpigs/wiznpigs.html">http://www.cogcon.com/gamegoo/games/wiznpigs/wiznpigs.html</a> and play the poetry game.</li> <li>🖥️ TTW place all slides in a slide show. TSW take turns sharing their slide as the slide show plays.</li> </ul>
Materials:	🖥️ Computers, printer, KidPix, paper/pencil
Assessment:	<ul style="list-style-type: none"> <li>🖥️ Teacher Observation</li> <li>🖥️ Completed alliteration slide</li> </ul>
Teacher's Name:	🖥️ Melissa Ryan
School:	🖥️ Tucker/Champ Cooper