

Hooking your iPad to the SMART Board with the Apple VGA Adapter

Put your slides, movies, photos, and everything else that fills your iPad 2 screen on an even bigger screen — a VGA-equipped TV, monitor or external projector for video mirroring. The Apple VGA Adapter mirrors exactly what you see on iPad 2 so that everyone in the room can enjoy it.


The Apple VGA Adapter supports video out (only) for iPad, iPhone 4, or iPod touch (4th generation).

Use the Apple VGA Adapter to mirror whatever's on your iPad 2 screen — apps, presentations, websites, and more — on your VGA-equipped TV, display, projector or other compatible display in up to 1080p HD. Watch slideshows and video on the big screen in up to 720p by connecting your iPad, iPhone 4, or iPod touch (4th generation) to a television, projector, or other VGA-compatible display.


The Apple VGA Adapter connects to your iPad, iPad 2, iPhone 4, iPod touch (4th generation), iPad Dock or Universal Dock via the dock connector and to your projector or display using the VGA adapter.



To hook your iPad to display on your SMART Board you will disconnect the VGA cord on the back of your Computer (CPU).



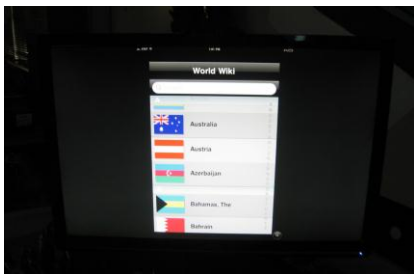
Then plug the cord from the back of the CPU that you disconnected into the Apple VGA Adapter.



Then plug the Apple VGA adapter into your iPad.



Your iPad 2 will display on your computer monitor, as well as the SMART Board.



Monitor



SMART Board

You will not be able to manipulate the apps on the SMART Board. You must still use the iPad to play apps. If you are connecting an iPad 1, iPhone 4, or iPod 4th generation it will only stream video, not mirror your device.

The video below is a great explanation of everything you can do with your iPad and VGA cable.

<http://www.youtube.com/watch?v=00D0S44eVW8>

**** Teachers if you have a y-splitter coming out the back of your computer instead of the cables to go VGA your iPad will not project. It must be the high powered VGA cord. These can be purchased through school funds from the technology department.**

If you have any trouble please contact your tech facilitator.

